


Acme Pumps

Type ESC Single-Stage
End-Suction Direct-Coupled Centrifugal Pumps



16 bar working pressure · back-pull-out construction

Description

Acme type ESC direct-coupled centrifugal pumps are of single-stage end-suction design suitable for handling water, chemicals and other liquids. They are available in cast iron and a range of corrosion resistant stainless steel. They are widely used in building services, water supply and treatment, sprinkling and irrigation, drainage, liquid transfer, food, chemical and other general industrial applications.

Features

- **16 bar working pressure** as standard with optional casing working pressure requires robust and solid construction to ensure durability even under high suction pressure condition.
- **Back-pull-out construction** allows rotating assembly to be withdrawn without disturbing the suction and delivery connections.
- **Double volute design** available for selected pumps. It eliminates radial load by balancing the hydraulic force of liquid within the pump casing, extends seal and bearing life and minimizes vibration and noise.
- **DIN 2533 ND/16** suction and delivery flanges connections to meet the design working pressure rating.
- **Direct-coupled design** saves floor space and provides for easy installation.
- **Excellent parts interchangeability** reduces inventory level for spare parts.

Material Specification

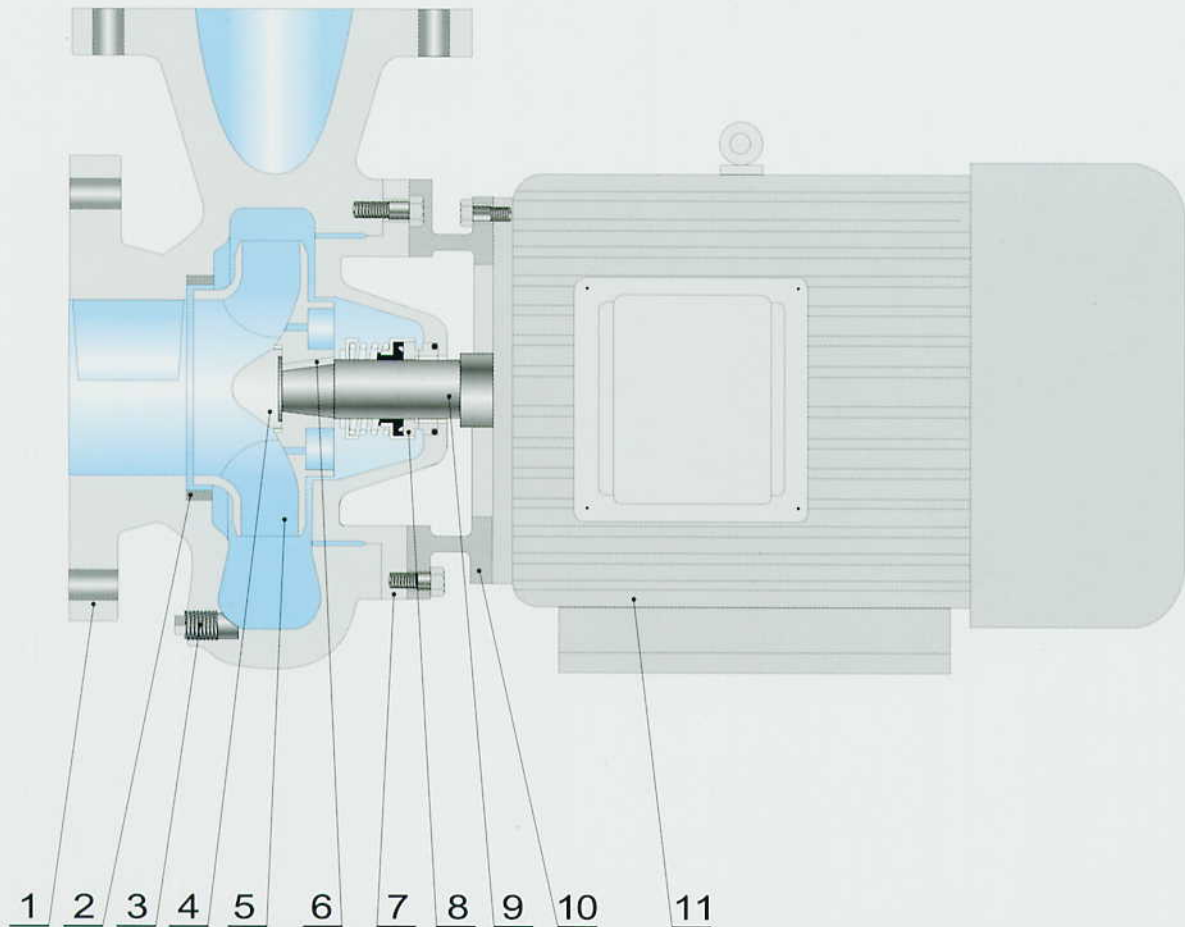
Part	Standard	Stainless Steel*
Casing	Cast Iron	Stainless Steel
Impeller	Stainless Steel	Stainless Steel
Shaft	Stainless Steel Coated	Stainless Steel
Stuffing Box	Cast Iron	Stainless Steel

* Available in 304, 316, 316L and Duplex Stainless Steel.

Operating Limits

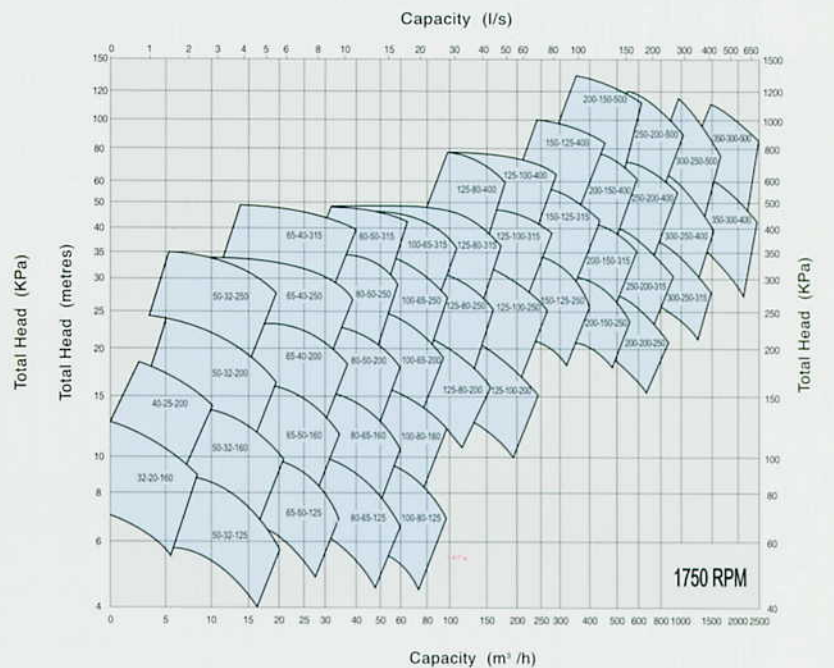
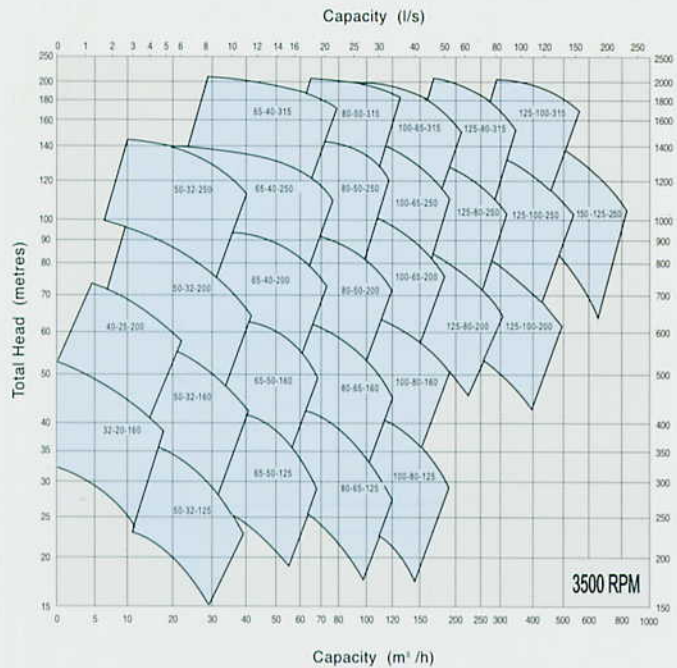
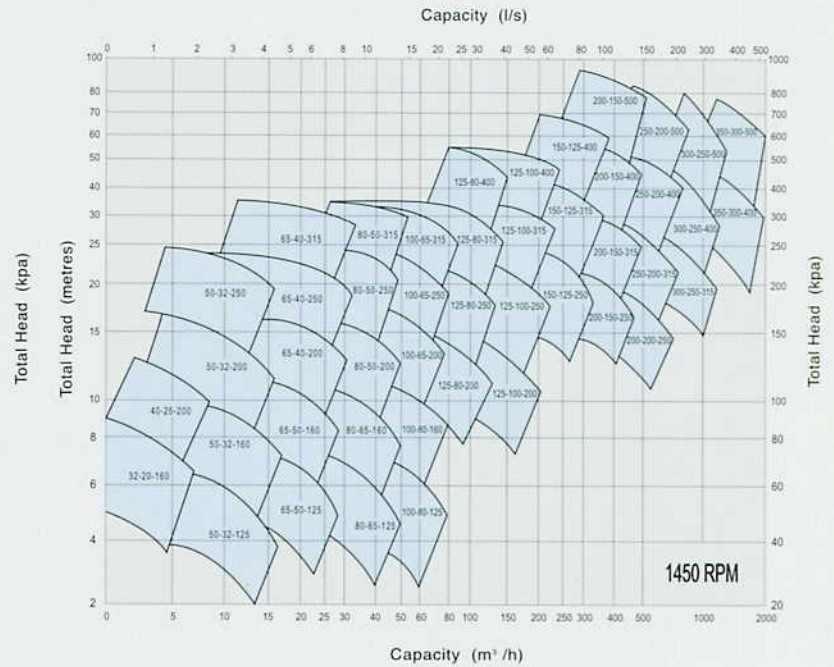
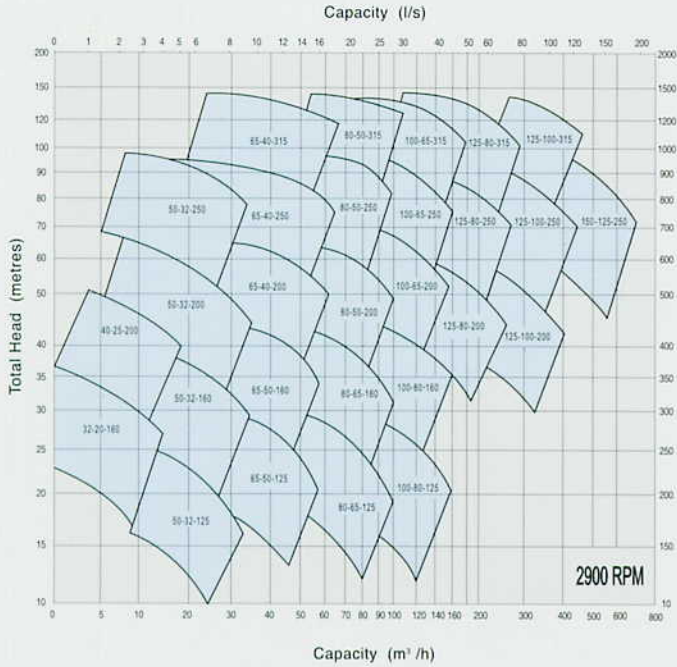
Working Pressure	Test Pressure	Suction Pressure	Max.Liquid Temperature
16 bars	24 bars	Up to 16 bars	110° C

Construction



Parts Ref.	Description	Parts Ref.	Description
1	Pump Casing	7	Stuffing Box
2	Front Wear Ring (optional)	8	Mechanical Seal
3	Drain Plug	9	Shaft
4	Impeller Nut	10	Adapter
5	Impeller	11	Motor
6	Impeller Key		

Coverage Charts



We reserve the right to amend design without notice

Acme Pumps Inc,
 Denville, New Jersey 07834,
 U.S.A.
 Tel : (973)-3359686
 Fax : (973)-3359624

Distributor:

